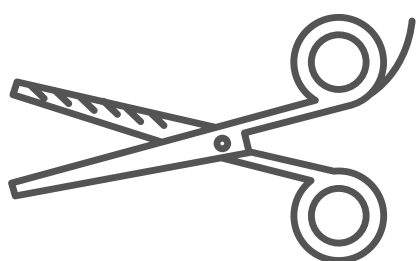


CRICUT DESIGN SPACE REMINDERS




● **USE SLICE TO CUT**

You can only have two things selected for SLICE to work




● **USE WELD TO JOIN TWO OR MORE THINGS THAT ARE TOUCHING**

Great for connect script fonts but remember you cannot un-weld




● **USE ATTACH TO HOLD POSITION & PLACEMENT**

Attach by color to hold everything in place on your cutting mat



● **USE FLATTEN TO CHANGE A CUT IMAGE TO A PRINT THEN CUT IMAGE**



● **USE CONTOUR TO TURN ON AND OFF PARTS OF AN IMAGE**

Use Duplicate and Contour to create colored layers



● **USE GROUP TO MAKE YOUR LAYERS WORK TOGETHER**